

Installing Google DUO on Apple Devices

1. Search for **“Google DUO”** on the App Store, click **GET** to download the app



2. Select **“Give Access”** notifications

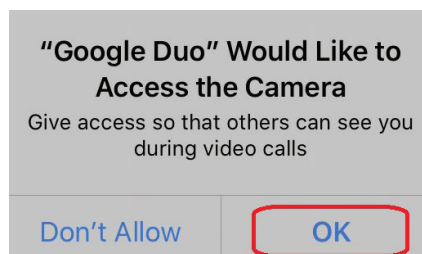
Get started

To make video calls, give access to your microphone, camera and contacts. Plus let Google Duo send you notifications so that you know when someone is calling.

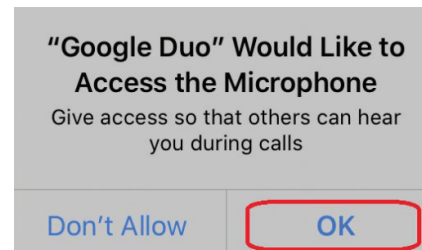
[Learn more](#)

Give access

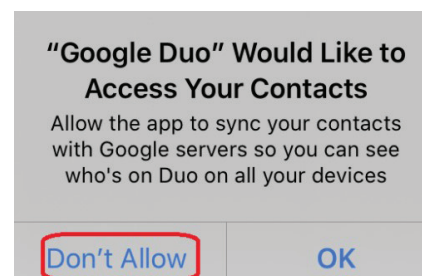
3. Select **“OK”** to allow DUO to access your camera



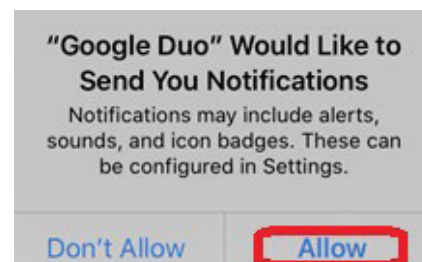
4. Select **“OK”** to allow DUO to access your microphone



5. Select **“Don't Allow”** access for DUO to access your contacts



6. Select **“Allow”** access for DUO to send you notifications



Continued on next page

Instructions continued

7. Type in your cell phone number and select **“Next”**

Verify your number

Your contacts will video call you using your phone number.

United States (+1)

123-456-7891

People who know your number can reach you across Google services. Duo will send you a one-time SMS message; carrier rates may apply.

Having problems? [Learn how to verify your phone number.](#)



8. You will receive a text message with a code, type in the verification code

Verification code

Please type the verification code sent to +1 123-456-7891

— — — — —